



WHO IS ELIGIBLE FOR THESE CLINICAL SERVICES?


(You must meet all criteria)



NO



YES



Are you of reproductive age?



NO


YES

Are you at risk of becoming pregnant?



NO

YES



Do you live in Tulsa County?

NO

YES

Is your income at or below 250% of the Federal Poverty Level?

NO

YES

NOT SURE?

INELIGIBLE

\$105,950	8	\$8,830
\$95,150	7	\$7,930
\$84,350	6	\$7,030
\$73,550	5	\$6,130
\$62,750	4	\$5,230
\$51,950	3	\$4,330
\$41,150	2	\$3,430
\$30,350	1	\$2,530

Yearly Income

Monthly Income

Family size

ELIGIBLE